

## Fence Specifications

The Declaration of Covenants, Restrictions and Easements of your neighborhood require you to obtain written approval from the ACC prior to the erection of any fence on your lot.

The following rules and regulations regarding fence approval are hereby in effect:

1. You must submit your request to the management company using the online architectural control form.
2. The request must include the requested location and style of fence.
3. The fence must be in compliance with the applicable fence layout specifications attached hereto and must be either "dog-eared picket style" or "arched style" conforming in all respects to the applicable fence detail specifications also attached hereto.
4. The fence must be installed by a qualified person knowledgeable about the proper installation of concrete footings and fence posts.
5. The fence must otherwise be permitted by and in compliance with the terms of your Declaration of
6. Covenants, Restrictions and Easements.

The ACC retains the right to approve or disapprove any fence request in its sole and absolute discretion.

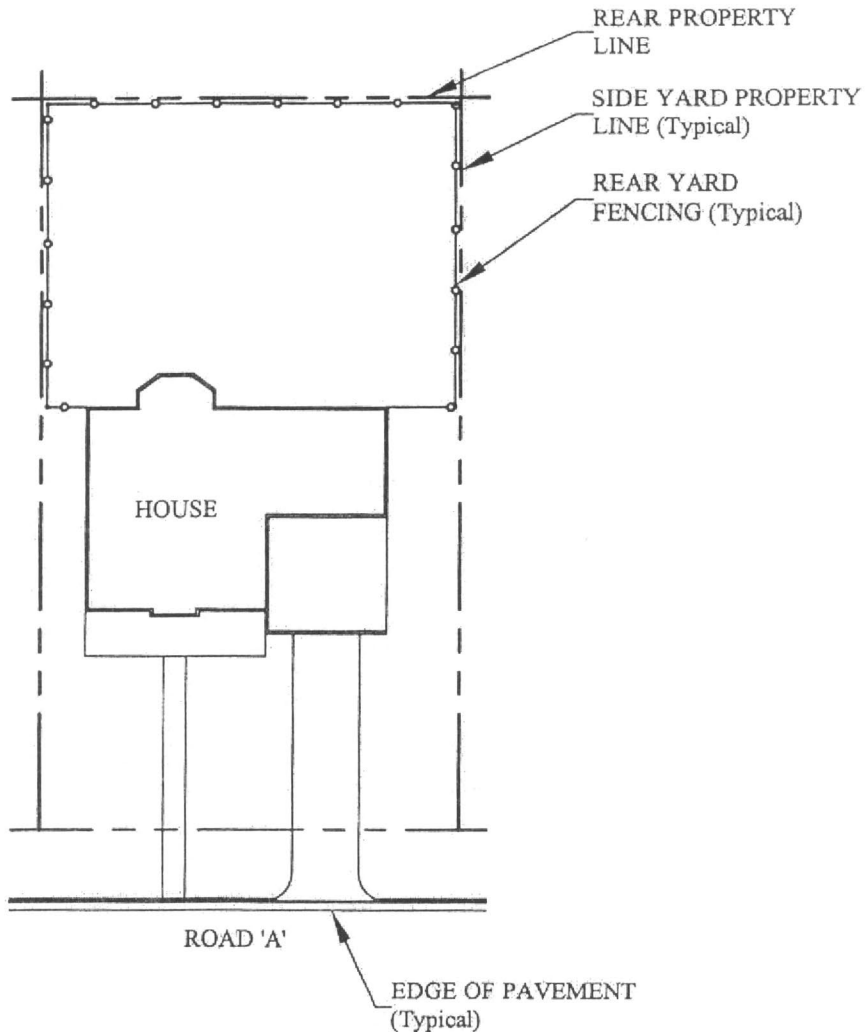
Any installation of a fence not in compliance with the Association's rules and regulations may be removed by the Association at the expense of the Owner. The Association reserves the right to make changes to these rules and regulations as it deems necessary or desirable.

Please attach a copy of the plat or survey showing your Lot and showing the exact requested location of the fence.

# M.D.C. HOMES PATTERN BOOK

## TYPICAL FENCE LAYOUT

N.T.S.



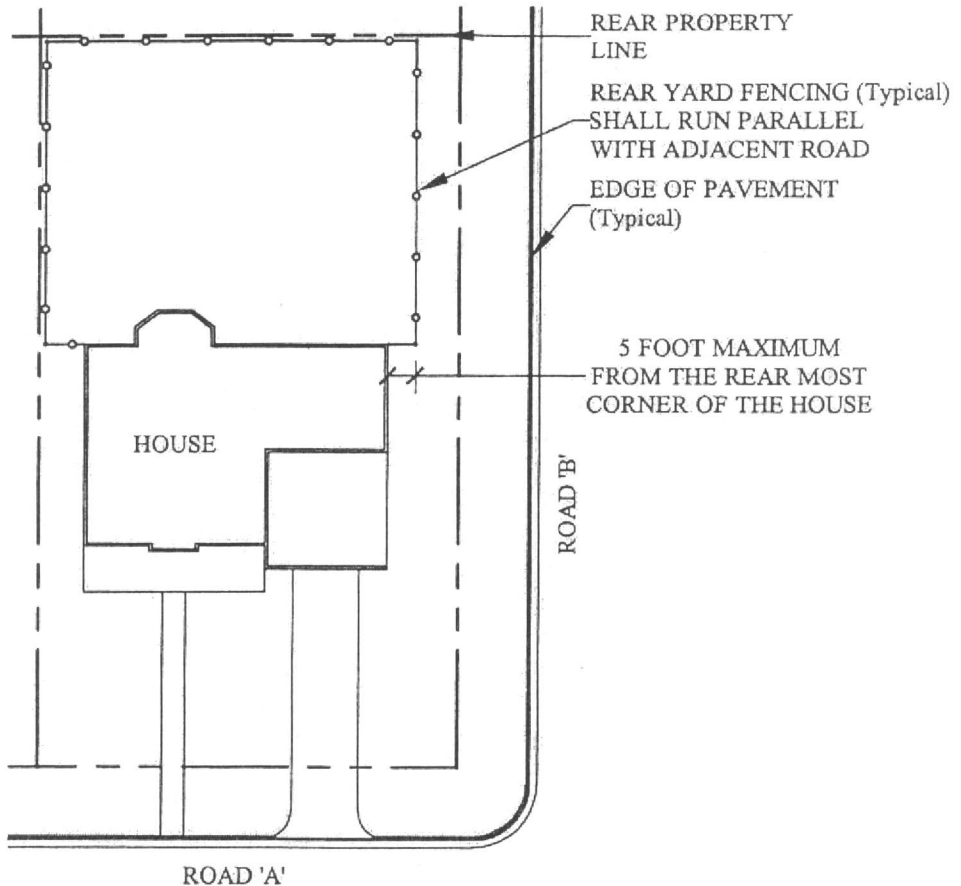
### FENCE LAYOUT NOTES:

1. ALL PROPOSED FENCING SHALL BE IN THE REAR YARD AND A MINIMUM OF 6 INCHES WITHIN PROPERTY LINE.
2. IF ADJACENT FENCING EXISTS, TIE PROPOSED FENCING INTO IT.
3. IF BASEMENT EXISTS, FENCING MAY BE ADJUSTED (MOVED FORWARD OF THE BASEMENT DOOR) TO ACCESS BASEMENT.
4. ALL PROPOSED FENCING SHALL RUN PERPENDICULAR FROM REAR MOST CORNER OF THE HOUSE TO SIDE PROPERTY LINE, UNLESS TYING INTO EXISTING FENCE OR ACCESSING BASEMENT.

# M.D.C. HOMES PATTERN BOOK

## FENCE LAYOUT FOR CORNER LOT

N.T.S.



### FENCE LAYOUT NOTES:

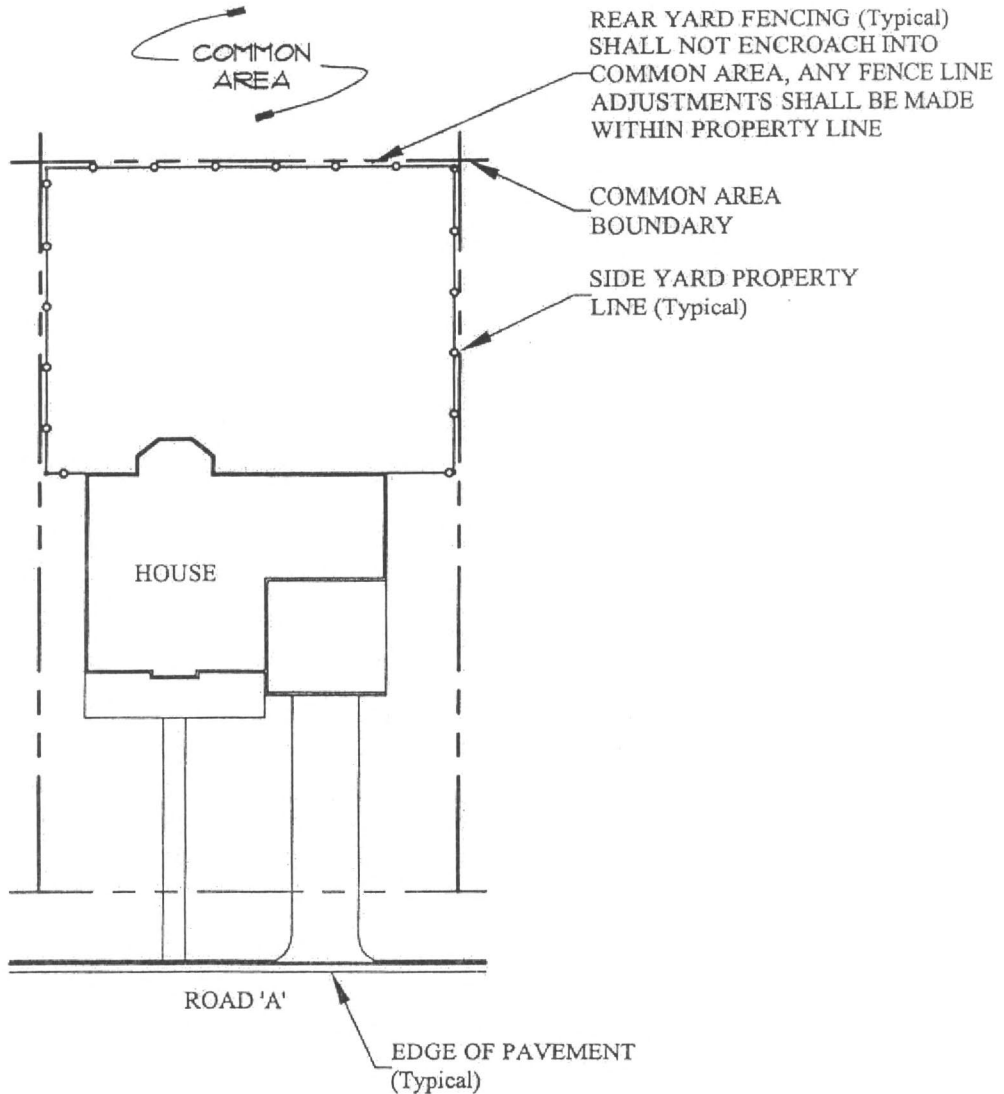
1. ALL PROPOSED FENCING SHALL BE IN THE REAR YARD AND A MINIMUM OF 6 INCHES WITHIN PROPERTY LINE.
2. IF ADJACENT FENCING EXISTS, TIE PROPOSED FENCING INTO IT.
3. IF BASEMENT EXISTS, FENCING MAY BE ADJUSTED (MOVED FORWARD OF THE BASEMENT DOOR) TO ACCESS BASEMENT.
4. ALL PROPOSED FENCING SHALL RUN PERPENDICULAR FROM REAR MOST CORNER OF THE HOUSE TO SIDE PROPERTY LINE, UNLESS TYING INTO EXISTING FENCE OR ACCESSING BASEMENT.

# M.D.C. HOMES PATTERN BOOK

## FENCE LAYOUT

### ADJACENT TO COMMON AREA

N.T.S.



#### FENCE LAYOUT NOTES:

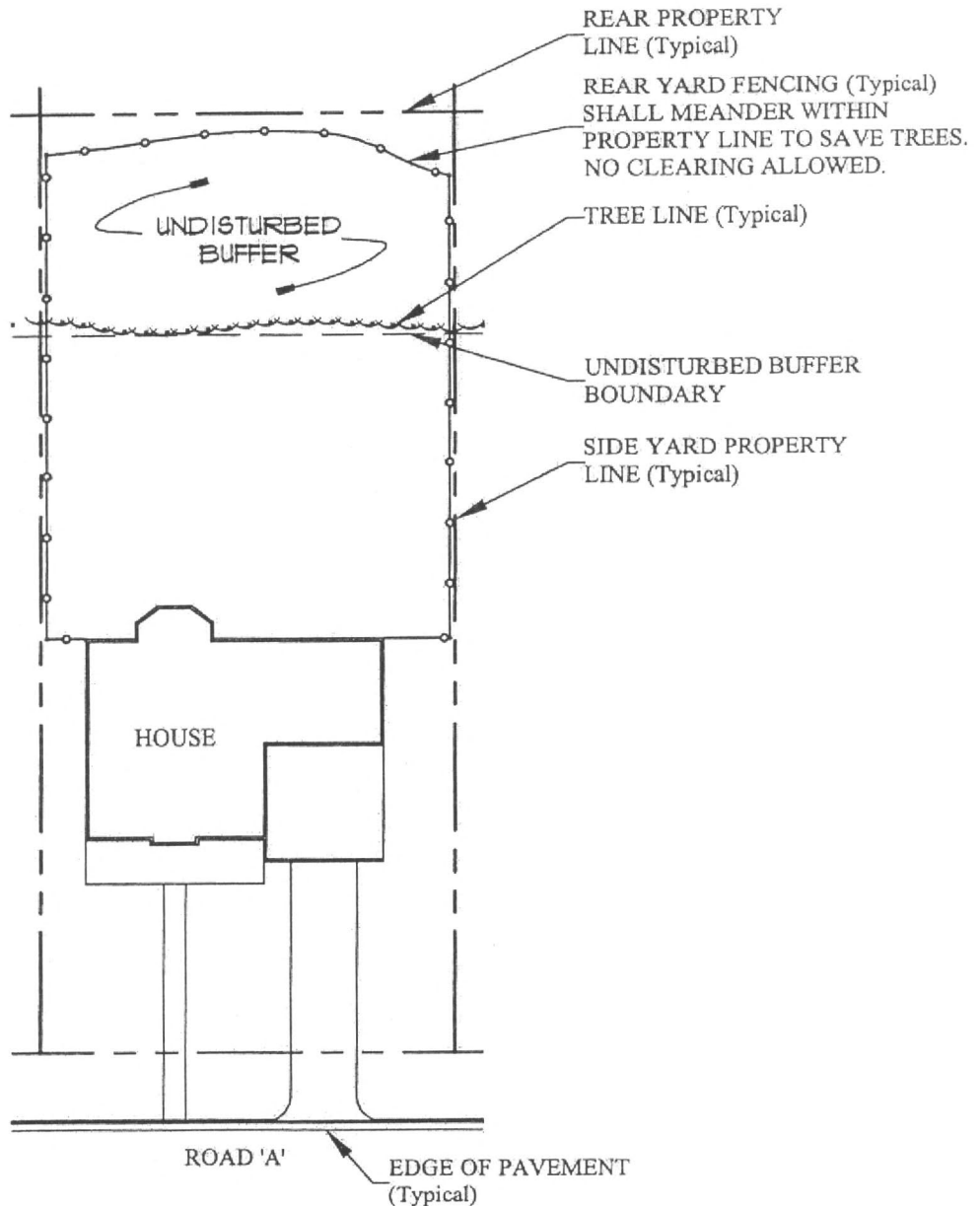
1. ALL PROPOSED FENCING SHALL BE IN THE REAR YARD AND A MINIMUM OF 6 INCHES WITHIN PROPERTY LINE.
2. IF ADJACENT FENCING EXISTS, TIE PROPOSED FENCING INTO IT.
3. IF BASEMENT EXISTS, FENCING MAY BE ADJUSTED (MOVED FORWARD OF THE BASEMENT DOOR) TO ACCESS BASEMENT.
4. ALL PROPOSED FENCING SHALL RUN PERPENDICULAR FROM REAR MOST CORNER OF THE HOUSE TO SIDE PROPERTY LINE, UNLESS TYING INTO EXISTING FENCE OR ACCESSING BASEMENT.

# M.D.C. HOMES PATTERN BOOK

## FENCE LAYOUT

### ADJACENT TO UNDISTURBED BUFFER

N.T.S.



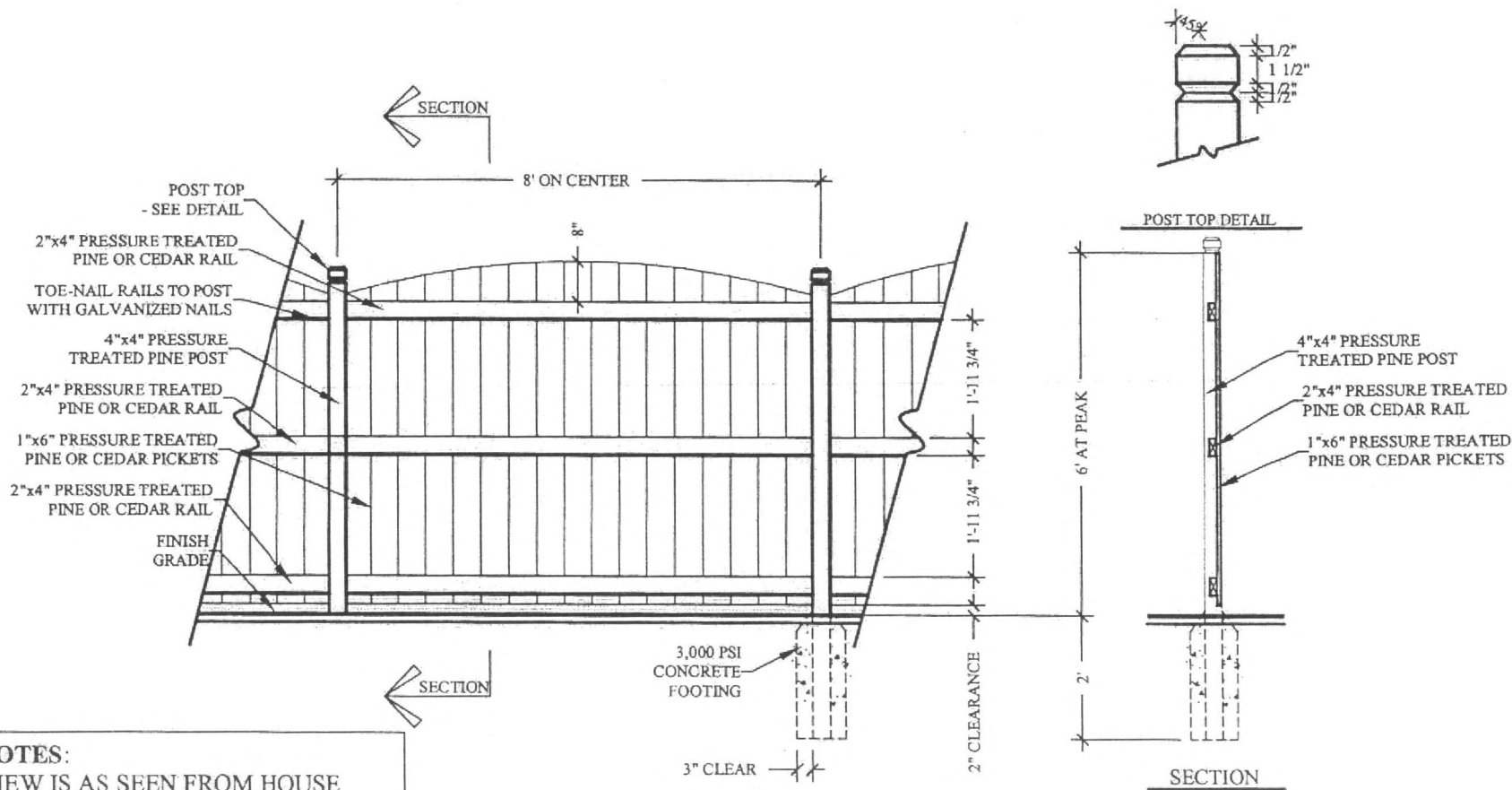
#### FENCE LAYOUT NOTES:

1. ALL PROPOSED FENCING SHALL BE IN THE REAR YARD AND A MINIMUM OF 6 INCHES WITHIN PROPERTY LINE.
2. IF ADJACENT FENCING EXISTS, TIE PROPOSED FENCING INTO IT.
3. IF BASEMENT EXISTS, FENCING MAY BE ADJUSTED (MOVED FORWARD OF THE BASEMENT DOOR) TO ACCESS BASEMENT.
4. ALL PROPOSED FENCING SHALL RUN PERPENDICULAR FROM REAR MOST CORNER OF THE HOUSE TO SIDE PROPERTY LINE, UNLESS TYING INTO EXISTING FENCE OR ACCESSING BASEMENT.

# M.D.C. HOMES PATTERN BOOK

## FENCE DETAIL - SOLID PRIVACY ARCHED / POSITIVE SCALLOP STYLE

N.T.S.



**NOTES:**  
VIEW IS AS SEEN FROM HOUSE  
WITH FINISHED SIDE FACING OUT

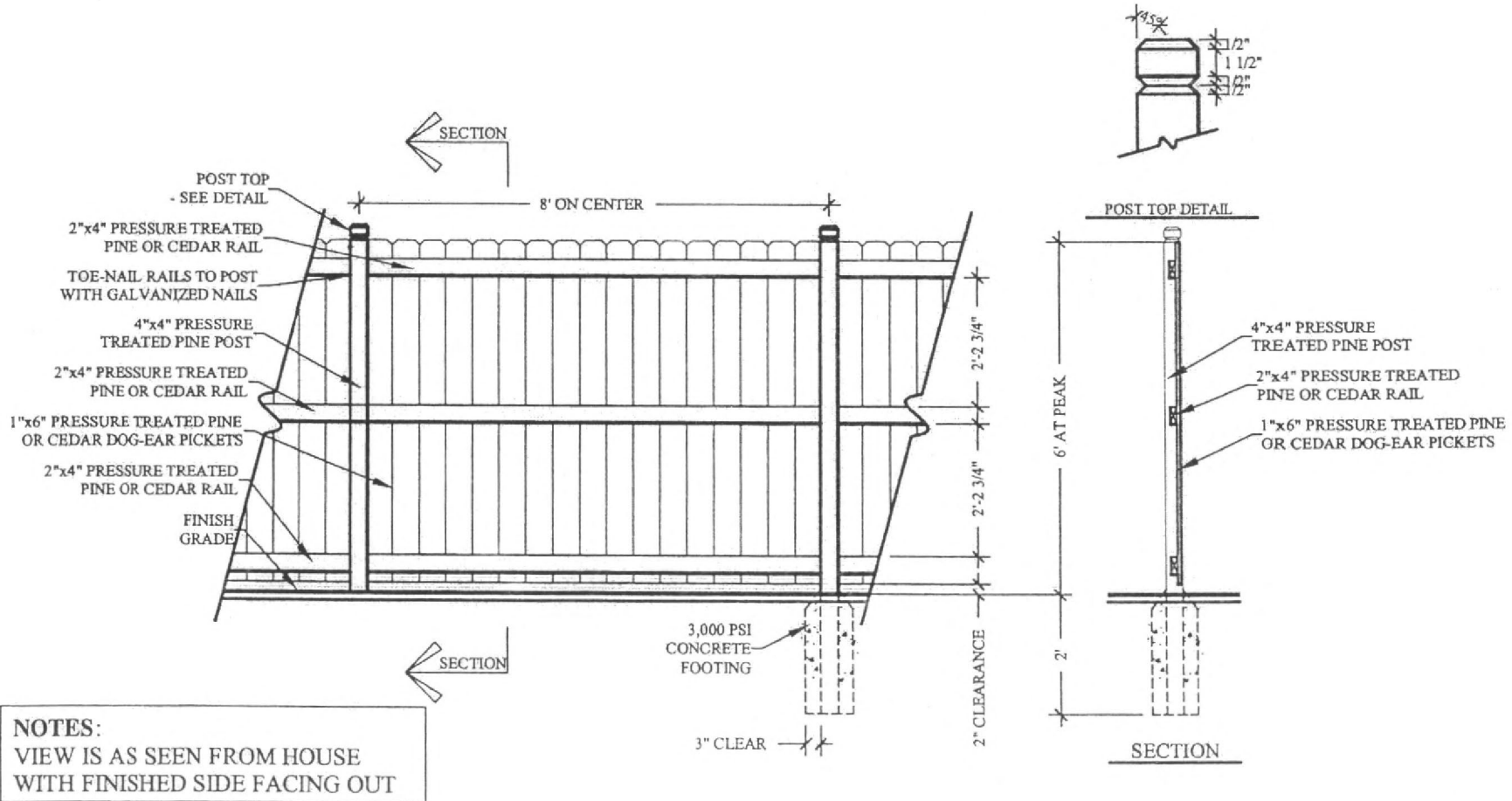
**FENCE DETAIL NOTES:**

1. FENCE MAY BE PAINTED WITH A CLEAR WOOD SEALER WITH THIS REQUEST AND APPROVAL. IF PAINT OR STAIN WITH COLOR IS DESIRED, A SEPARATE REQUEST IS REQUIRED.

# M.D.C. HOMES PATTERN BOOK

## FENCE DETAIL - SOLID PRIVACY DOG-EARED STYLE

N.T.S.



**FENCE DETAIL NOTES:**

1. FENCE MAY BE PAINTED WITH A CLEAR WOOD SEALER WITH THIS REQUEST AND APPROVAL. IF PAINT OR STAIN WITH COLOR IS DESIRED, A SEPARATE REQUEST IS REQUIRED.